

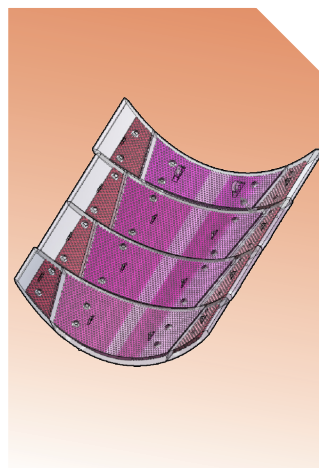
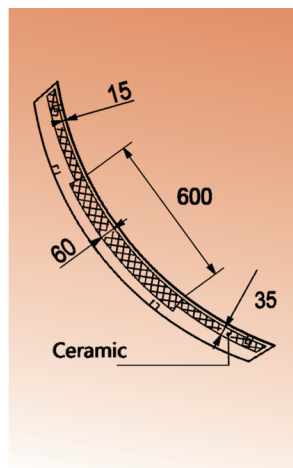



SUNWILL
CAST WITH VALUE

SUNWILL WHOLE LINING SYSTEM FOR FEEDER CHUTE

A Feeder chute always request different good material for different position with different impact & abrasion .

Mtrl Code	Description	Impact	Abrasion
500M	AR plate	Very high	Low
500TiC	Cast steel+TiC	High	High
700BI	Bimetallic	Medium	High
650C	High chrome	Low	High
650CC	High chrome + Ceramic	Low	Very High



CASE STUDY

SUNWILL 650CC SAG MILL FEEDER CHUTE LINERS

This is a performance reported from end user in South Australia who start use Sunwill 650CC Ceramic Composite chute liners since 2020.

Location: SA, Australia
 Equipment: Svedala SAG Feed Chute Ø2500 x 3270 mm
 Material: Copper mine

Material of Liners	Service life (Months)	Supplier
High chrome 26%Cr	5.5 - 6.0	unknow
650CC high chrome with ceramic inserts	11.5 - 12	Sunwill

High chrome liners



Sunwill 650CC Liners on service

